



Location: CMA5b - Pedestrian Plaza

Report on 24-hour TSP monitoring for EP-376/2009

Action Level - 209.9 µg/m<sup>3</sup>

Limit Level - 260 µg/m<sup>3</sup>

Date	Sampling Time	Weather Condition	Filter paper no.	Filter Weight, g		Elapse Time, hr		Sampling Time, hr	Flow Rate, m <sup>3</sup> /min			Total Volume, m <sup>3</sup>	TSP Level, µg/m <sup>3</sup>
				Initial	Final	Initial	Final		Initial, Q <sub>si</sub>	Final, Q <sub>sf</sub>	Average		
28-Aug-18	14:30	Rainy	27093	2.6854	2.7166	10744.46	10768.46	24.00	0.90	0.90	0.90	1292	24.1
01-Sep-18	8:00	Cloudy	27176	2.6855	2.7240	10768.46	10792.46	24.00	0.90	0.90	0.90	1296	29.7
07-Sep-18	8:00	Cloudy	27201	2.6739	2.7647	10795.46	10819.46	24.00	0.89	0.90	0.90	1292	70.3
13-Sep-18	8:00	Cloudy	27313	2.6477	2.7116	10822.46	10846.46	24.00	0.90	0.90	0.90	1292	49.4
20-Sep-18	12:30	Cloudy	27527	2.6523	2.7890	10876.49	10900.49	24.00	1.01	1.01	1.01	1461	93.6
24-Sep-18	8:00	Rainy	26912	2.6646	2.7385	10900.49	10924.49	24.00	1.02	1.02	1.02	1465	50.4

Remarks: Due to interruption of electricity, the 24hr TSP was rescheduled from 27 August 2018 and 19 September 2018 to 28 August 2018 and 20 September 2018 respectively.

Report on 1-hour TSP monitoring for EP-376/2009

Action Level - 339.7 µg/m<sup>3</sup>

Limit Level - 500 µg/m<sup>3</sup>

Date	Sampling Time	Weather Condition	Filter paper no.	Filter Weight, g		Elapse Time, hr		Sampling Time, hr	Flow Rate, m <sup>3</sup> /min			Total Volume, m <sup>3</sup>	TSP Level, µg/m <sup>3</sup>
				Initial	Final	Initial	Final		Initial, Q <sub>si</sub>	Final, Q <sub>sf</sub>	Average		
28-Aug-18	9:50	Rainy	26750	2.6784	2.6921	10741.46	10742.46	1.00	0.90	0.90	0.90	54	254.3
28-Aug-18	10:53	Rainy	27103	2.6858	2.6891	10742.46	10743.46	1.00	0.90	0.90	0.90	54	61.3
28-Aug-18	13:00	Rainy	27092	2.6716	2.6736	10743.46	10744.46	1.00	0.90	0.90	0.90	54	37.1
03-Sep-18	8:00	Cloudy	27181	2.6523	2.6556	10792.46	10793.46	1.00	0.90	0.90	0.90	54	61.3
03-Sep-18	10:55	Cloudy	27237	2.6313	2.6345	10793.46	10794.46	1.00	0.90	0.90	0.90	54	59.4
03-Sep-18	13:00	Cloudy	27219	2.6750	2.6769	10794.46	10795.46	1.00	0.90	0.90	0.90	54	35.3
08-Sep-18	13:00	Rainy	27295	2.6504	2.6530	10819.46	10820.46	1.00	0.90	0.90	0.90	54	48.2
08-Sep-18	15:24	Rainy	27293	2.6557	2.6594	10820.46	10821.46	1.00	0.90	0.90	0.90	54	68.5
08-Sep-18	16:56	Rainy	27316	2.6403	2.6482	10821.46	10822.46	1.00	0.90	0.90	0.90	54	146.3
14-Sep-18	8:15	Cloudy	27462	2.6501	2.6527	10846.46	10847.46	1.00	0.90	0.90	0.90	54	48.3
14-Sep-18	9:40	Cloudy	27456	2.6400	2.6428	10847.46	10848.46	1.00	0.90	0.90	0.90	54	52.1
14-Sep-18	10:42	Cloudy	27401	2.6959	2.7008	10848.46	10849.46	1.00	0.90	0.90	0.90	54	91.1
20-Sep-18	8:10	Cloudy	27522	2.6308	2.6383	10873.49	10874.49	1.00	0.90	0.90	0.90	54	139.3
20-Sep-18	9:35	Cloudy	27416	2.6998	2.7087	10874.49	10875.49	1.00	0.90	0.90	0.90	54	165.3
20-Sep-18	10:50	Cloudy	27433	2.6334	2.6409	10875.49	10876.49	1.00	0.90	0.90	0.90	54	139.3
26-Sep-18	8:06	Rainy	27548	2.6644	2.6693	10924.49	10925.49	1.00	1.02	1.02	1.02	61	80.3
26-Sep-18	10:00	Rainy	27554	2.6629	2.6702	10925.49	10926.49	1.00	1.02	1.02	1.02	61	119.6
26-Sep-18	15:25	Rainy	27567	2.6582	2.6677	10926.49	10927.49	1.00	1.02	1.02	1.02	61	155.6



Location: CMA6a - WDII PRE Office

Report on 24-hour TSP monitoring for EP-376/2009

Action Level - 207.1 µg/m<sup>3</sup>

Limit Level - 260 µg/m<sup>3</sup>

Date	Sampling Time	Weather Condition	Filter paper no.	Filter Weight, g		Elapse Time, hr		Sampling Time, hr	Flow Rate, m <sup>3</sup> /min			Total Volume, m <sup>3</sup>	TSP Level, µg/m <sup>3</sup>
				Initial	Final	Initial	Final		Initial, Q <sub>si</sub>	Final, Q <sub>sf</sub>	Average		
27-Aug-18	8:00	Rainy	27051	2.6723	2.7054	4444.44	4468.44	24.00	0.97	0.97	0.97	1402	23.6
01-Sep-18	8:00	Cloudy	27026	2.6856	2.7309	4471.44	4495.44	24.00	1.01	1.00	1.01	1450	31.3
07-Sep-18	8:00	Cloudy	27217	2.6831	2.7524	4498.44	4522.44	24.00	0.97	0.98	0.97	1403	49.4
13-Sep-18	8:00	Cloudy	27314	2.6520	2.7107	4525.44	4549.44	24.00	1.01	1.00	1.00	1446	40.6
20-Sep-18	13:00	Cloudy	27434	2.6575	2.7110	4561.04	4585.04	24.00	0.97	0.98	0.97	1404	38.1
24-Sep-18	8:00	Rainy	27023	2.6923	2.7252	4585.04	4609.04	24.00	0.98	0.98	0.98	1408	23.4

Remarks: Due to interruption of electricity, the 24hr TSP was rescheduled from 19 September 2018 to 20 September 2018.

Report on 1-hour TSP monitoring for EP-376/2009

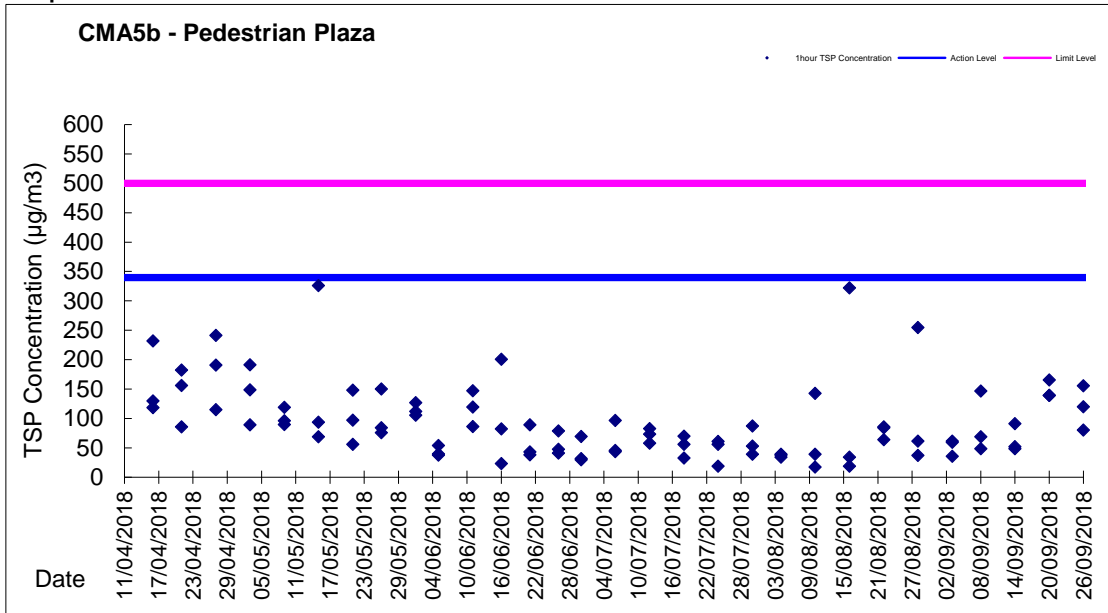
Action Level - 333 µg/m<sup>3</sup>

Limit Level - 500 µg/m<sup>3</sup>

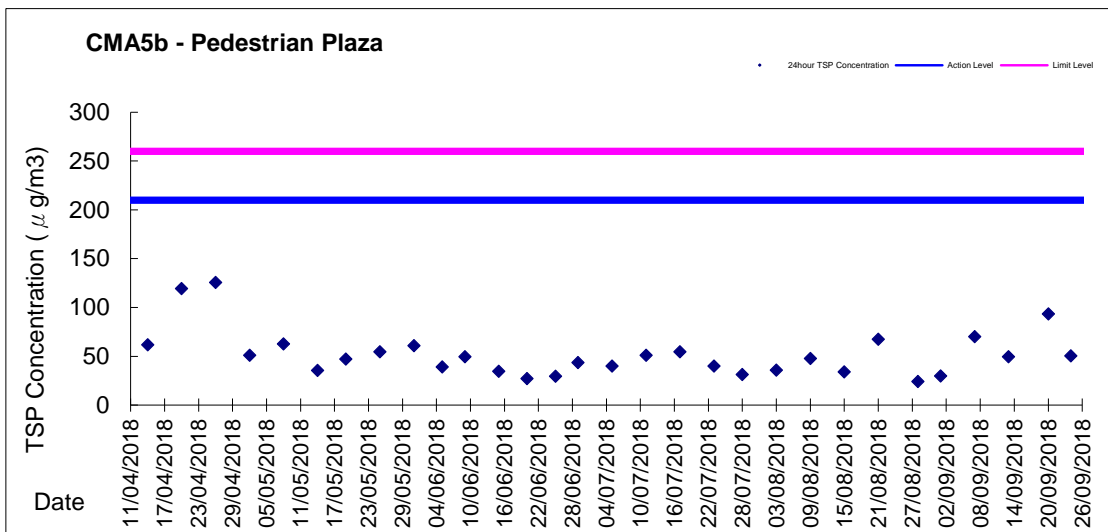
Date	Sampling Time	Weather Condition	Filter paper no.	Filter Weight, g		Elapse Time, hr		Sampling Time, hr	Flow Rate, m <sup>3</sup> /min			Total Volume, m <sup>3</sup>	TSP Level, µg/m <sup>3</sup>
				Initial	Final	Initial	Final		Initial, Q <sub>si</sub>	Final, Q <sub>sf</sub>	Average		
28-Aug-18	9:20	Rainy	26800	2.6821	2.6847	4468.44	4469.44	1.00	0.97	0.97	0.97	58	44.5
28-Aug-18	10:50	Rainy	27090	2.6838	2.6852	4469.44	4470.44	1.00	0.97	0.97	0.97	58	23.9
28-Aug-18	13:00	Rainy	27098	2.7051	2.7068	4470.44	4471.44	1.00	0.97	0.97	0.97	58	29.1
03-Sep-18	8:10	Cloudy	27180	2.6539	2.6568	4495.44	4496.44	1.00	1.00	1.00	1.00	60	48.1
03-Sep-18	9:30	Cloudy	27193	2.6844	2.6871	4496.44	4497.44	1.00	1.03	1.03	1.03	62	43.5
03-Sep-18	10:33	Cloudy	27239	2.6437	2.6462	4497.44	4498.44	1.00	0.97	0.97	0.97	58	42.8
08-Sep-18	13:00	Rainy	27318	2.6625	2.6659	4522.44	4523.44	1.00	0.98	0.98	0.98	59	58.0
08-Sep-18	14:22	Rainy	27294	2.6575	2.6609	4523.44	4524.44	1.00	0.98	0.98	0.98	59	58.0
08-Sep-18	15:41	Rainy	27291	2.6381	2.6452	4524.44	4525.44	1.00	0.98	0.98	0.98	59	121.1
14-Sep-18	8:30	Cloudy	27398	2.7013	2.7050	4549.44	4550.44	1.00	1.00	1.00	1.00	60	61.5
14-Sep-18	9:45	Cloudy	27454	2.6410	2.6436	4550.44	4551.44	1.00	0.97	0.97	0.97	58	44.5
14-Sep-18	10:50	Cloudy	27402	2.6881	2.6917	4551.44	4552.44	1.00	1.03	1.03	1.03	62	58.1
20-Sep-18	8:00	Cloudy	27025	2.6871	2.6918	4558.04	4559.04	1.00	0.97	0.97	0.97	58	80.4
20-Sep-18	9:05	Cloudy	27413	2.6839	2.6892	4559.04	4560.04	1.00	0.97	0.97	0.97	58	90.6
20-Sep-18	10:40	Cloudy	27419	2.6823	2.6853	4560.04	4561.04	1.00	0.97	0.97	0.97	58	51.3
26-Sep-18	8:30	Rainy	27549	2.6707	2.6747	4609.04	4610.04	1.00	1.10	1.10	1.10	66	60.8
26-Sep-18	10:05	Rainy	27585	2.6620	2.6719	4610.04	4611.04	1.00	1.10	1.10	1.10	66	150.4
26-Sep-18	13:00	Rainy	27557	2.6402	2.6456	4611.04	4612.04	1.00	1.10	1.10	1.10	66	82.0



Graphic Presentation of 1 hour TSP Result for EP-376/2009

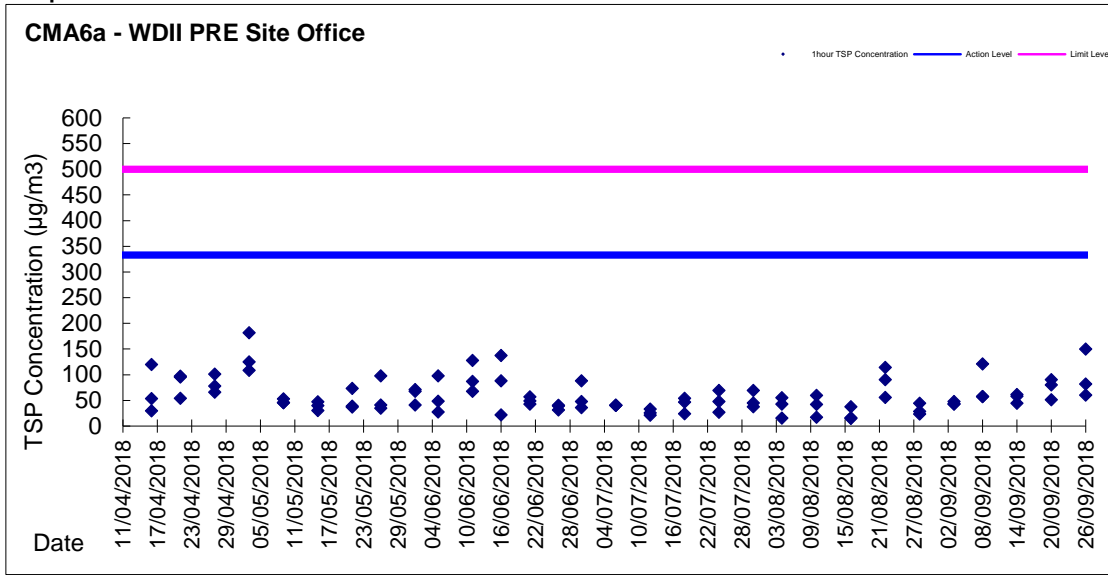


Graphic Presentation of 24 hour TSP Result for EP-376/2009





Graphic Presentation of 1 hour TSP Result for EP-376/2009



Graphic Presentation of 24 hour TSP Result for EP-376/2009

